

## PerCP/Cyanine5.5 Mouse IgG2b, κ Isotype Ctrl

**Analyte Specific Reagent. Analytical and performance characteristics are not established.**











<b>Catalog# / Size</b>	982112 / 500 µL
<b>Clone</b>	MPC-11
<b>Isotype</b>	Mouse IgG2b, κ
<b>Description</b>	The MPC-11 immunoglobulin has unknown specificity. This antibody was chosen as an isotype control after screening on a variety of resting, activated, live, and fixed mouse, rat and human tissues.

### Product Details

---

<b>Formulation</b>	Phosphate-buffered solution, pH 7.2, containing True-Stain Monocyte Blocker™, 0.09% sodium azide and 0.2% (w/v) BSA (origin USA).
<b>Preparation</b>	The immunoglobulin was purified by affinity chromatography, and conjugated with PerCP/Cyanine5.5 under optimal conditions.
<b>Concentration</b>	200 µg/mL
<b>Storage &amp; Handling</b>	The antibody solution should be stored undiluted between 2°C and 8°C and protected from prolonged exposure to light. <b>Do not freeze.</b>
<b>Application</b>	<a href="#">Suggested for Flow Cytometry</a>
<b>Disclaimer</b>	<b>WARNINGS AND PRECAUTIONS</b> <ol style="list-style-type: none"><li>1. Use appropriate personal protective equipment and safety practices per universal precautions when working with this reagent. Refer to the reagent safety data sheet.</li><li>2. This antibody contains sodium azide. Follow federal, state and local regulations to dispose of this reagent. Sodium azide build-up in metal wastepipes may lead to explosive conditions; if disposing of reagent down wastepipes, flush with water after disposal.</li><li>3. All specimens, samples and any material coming in contact with them should be considered potentially infectious and should be disposed of with proper precautions and in accordance with federal, state and local regulations.</li><li>4. Do not use this reagent beyond the expiration date stated on the label.</li><li>5. Do not use this reagent if it appears cloudy or if there is any change in the appearance of the reagent as these may be indication of possible deterioration.</li><li>6. Avoid prolonged exposure of the reagent or stained cells to light.</li></ol>

## Symbols Glossary\*

Symbol	Meaning	Symbol Title	Symbol No.	Symbol	Meaning	Symbol Title	Symbol No.
	Catalog number	Catalogue number	5.1.6		Indicates the need for the user to consult the instructions for use.	Consult instructions for use	5.4.3
	Indicates the temperature limits to which the medical device can be safely exposed.	Temperature limit	5.3.7		Indicates a medical device that needs protection from light sources.	Keep away from sunlight	5.3.2
	Indicates the upper limit of temperature to which the medical device can be safely exposed.	Upper limit of temperature	5.3.6		Indicates the date after which the medical device is not to be used.	Use-by date	5.1.4
	Indicates the medical device manufacturer.	Manufacturer	5.1.1		Indicates the authorized representative in the European Community.	Authorized representative in the European Community	5.1.2
	Indicates the manufacturer's batch code so that the batch or lot can be identified.	Batch code	5.1.5		Indicates a medical device that is intended to be used as an in vitro diagnostic medical device.	<i>In vitro</i> diagnostic medical device	5.5.1

\* Symbol information is from EN ISO 15223-1:2016 Medical devices – Symbols to be used with medical device labels, labelling and information to be supplied – Part 1: General requirements

Analyte Specific Reagent. Analytical and performance characteristics are not established.

This product is supplied subject to the terms and conditions, including the limited license, located at [www.biolegend.com/terms](http://www.biolegend.com/terms) ("Terms") and may be used only as provided in the Terms. Without limiting the foregoing, BioLegend products may not be used for any Commercial Purpose as defined in the Terms, resold in any form, used in manufacturing, or reverse engineered, sequenced, or otherwise studied or used to learn its design or composition without express written approval of BioLegend. Regardless of the information given in this document, user is solely responsible for determining any license requirements necessary for user's intended use and assumes all risk and liability arising from use of the product. BioLegend is not responsible for patent infringement or any other risks or liabilities whatsoever resulting from the use of its products.

BioLegend, the BioLegend logo, and all other trademarks are property of BioLegend, Inc. or their respective owners, and all rights are reserved.

8999 BioLegend Way, San Diego, CA 92121 [www.biolegend.com](http://www.biolegend.com)  
Toll-Free Phone: 1-877-Bio-Legend (246-5343) Phone: (858) 768-5800 Fax: (877) 455-9587